

2000 Chevrolet S10 Pickup - 2WD [1GCCS14WXY8126401] |

[Blazer, Bravada, Envoy, Jimmy, S10 Pickup, Sonoma \(VIN S/T\) Service Manual](#) | [Engine](#) | [Engine Controls - 4.3L](#) |

[Component Locator](#) | Document ID: 443729

VCM Connector End Views

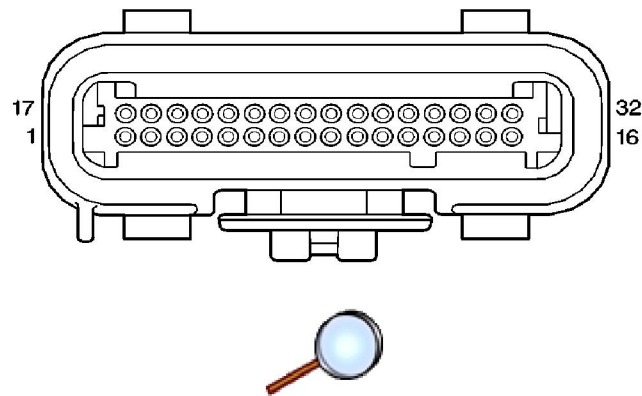
Table 1: [VCM Connector C1](#)

Table 2: [VCM Connector C2](#)

Table 3: [VCM Connector C3](#)

Table 4: [VCM Connector C4](#)

VCM Connector C1

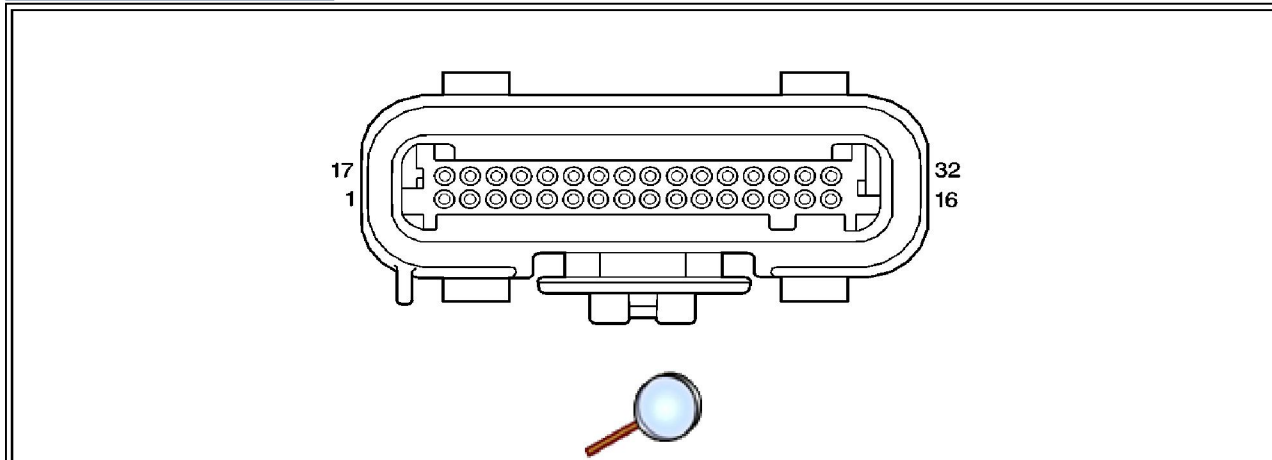


Connector Part Information		<ul style="list-style-type: none"> 12129025 32 pin VCM Connector C1 (BLU) 	
Pin	Wire Color	Circuit No.	Function
1-2	--	--	Not Used
3	BRN/WHT	633	1X CMP Sensor Signal
4-6	--	--	Not Used
7	TAN	1667	HO2S Bank 2 Sensor 1 Low
8	PNK/BLK	632	CMP Sensor Ground
9	--	--	Not Used
10	TAN/BLK	422	TCC Solenoid Control
11-12	--	--	Not Used
13	WHT	687	3-2 Valve Assembly Control
14	BRN	436	AIR Pump Relay Control
15	YEL/BLK	1827	Vehicle Speed Output
16-18	--	--	Not Used
19	PPL/WHT	1665	HO2S Bank 1 Sensor 1 High
20	--	--	Not Used
21	PPL	1666	HO2S Bank 2 Sensor 1 High
22	PPL/WHT	1668	HO2S Bank 1 Sensor 3 High
23-24	--	--	Not Used
25	TAN/WHT	1653	HO2S Bank 1 Sensor 1 Low

© 2014 General Motors Corporation. All rights reserved.

26	TAN/WHT	1669	HO2S Bank 1 Sensor 3 Low
27	--	--	Not Used
28	PPL	574	CKP Sensor Ground
29	LT GRN/BLK	822	VSS Low
30	PPL/WHT	821	VSS High
31	YEL	573	3X CKP Sensor Signal
32	--	--	Not Used

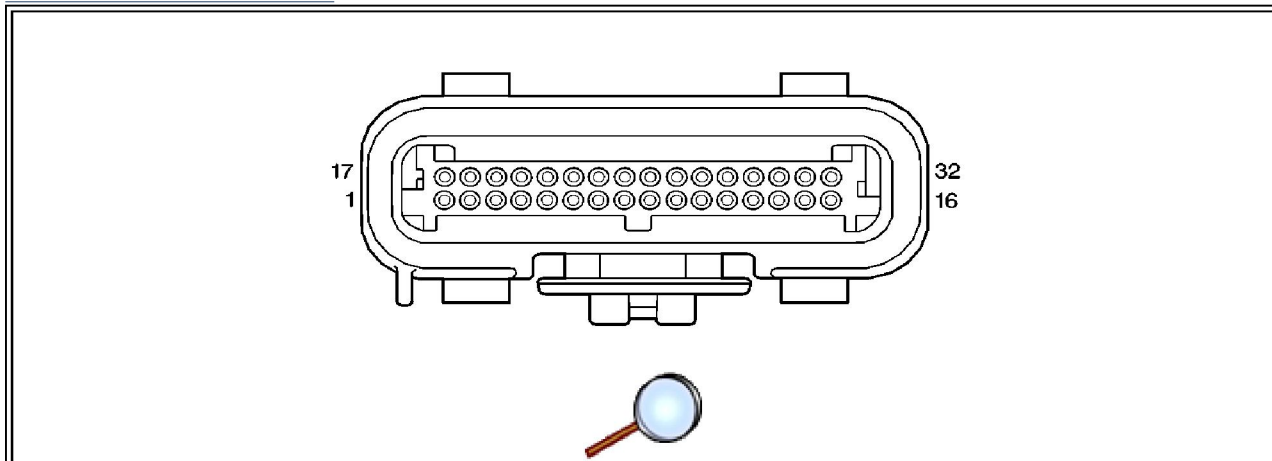
VCM Connector C2



Connector Part Information		<ul style="list-style-type: none"> • 12129025 • 32 Pin VCM Connector C2 (RED) 	
Pin	Wire Color	Circuit No.	Function
1	--	--	Not Used
2	WHT	1310	EVAP Canister Vent Valve Control
3	--	--	Not Used
4	YEL/BLK	1223	2-3 SS Valve Control
5	--	--	Not Used
6	LT GRN	1222	1-2 SS Valve Control
7	BRN	418	TCC PWM SOL Valve Control
8	BLK	1744	Fuel Injector #1 Driver
9	YEL/BLK	846	Fuel Injector #6 Driver
10	BRN	1456	EGR Pintle Position Signal
11-12	--	--	Not Used
13	LT GRN/WHT	1749	IAC Coil B High
14	LT BLU/WHT	1747	IAC Coil A High
15	LT GRN/BLK	1745	Fuel Injector #2 Driver
16	PNK/BLK	1746	Fuel Injector #3 Driver
17-18	--	--	Not Used
19	DK BLU	496	Knock Sensor Signal
20	WHT	121	Tachometer Output
21	LT GRN	432	MAP Sensor Signal

22	TAN	472	IAT Sensor Signal
23	YEL	410	ECT Sensor Signal
24	DK BLU	417	TP Sensor Signal
25	DK GRN	890	Fuel Tank Pressure Sensor Signal
26	--	--	Not Used
27	YEL/BLK	1227	TFT Sensor Signal
28	YEL	492	MAF Sensor Signal
29	LT GRN/BLK	444	IAC Coil B Low
30	LT BLU/BLK	1748	IAC Coil A Low
31	BLK/WHT	845	Fuel Injector #5 Driver
32	LT BLU/BLK	844	Fuel Injector #4 Driver

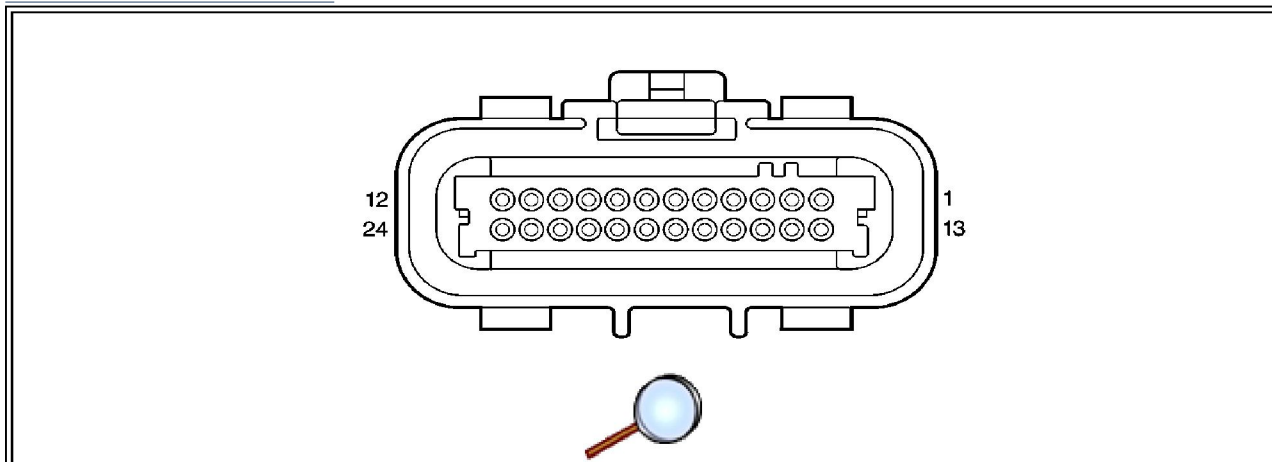
VCM Connector C3



Connector Part Information		<ul style="list-style-type: none"> • 12129025 • 32 pin VCM Connector C3 (CLR) 	
Pin	Wire Color	Circuit No.	Function
1	DK GRN/WHT	459	A/C Compressor Clutch Relay Control
2	DK GRN/WHT	428	EVAP Canister Purge Valve Control
3	--	--	Not Used
4	BLK	452	Sensor Ground
5	RED	225	L Terminal Generator Control/Monitoring
6	RED/BLK	1228	PC SOL Valve High
7-8	--	--	Not Used
9	WHT	423	IC Control
10	--	--	Not Used
11	RED	1226	Transmission Range C Input
12	GRY	416	5 Volt Reference
13	PPL	1589	Fuel Level Sensor Signal
14-15	--	--	Not Used
16	LT BLU/WHT	1229	PC SOL Valve Low
17	BLK/WHT	351	VCM Ground

18	BLK/WHT	351	VCM Ground
19	BLK	470	Sensor Ground
20	--	--	Not Used
21	ORN	440	Battery Positive Voltage (B+)
22	DK BLU	1225	Transmission Range B Input
23	PNK	1224	Transmission Range A Input
24	--	--	Not Used
25	DK GRN/WHT	762	A/C Request Signal
26	WHT	776	PRNDL D
27	GRY	474	5 Volt Reference
28	GRY	773	PRNDL C
29	--	--	Not Used
30	DK GRN	603	A/C Cycling Switch Signal
31	BLK/WHT	771	PRNDL A
32	YEL	772	PRNDL B

VCM Connector C4



Connector Part Information		<ul style="list-style-type: none"> • 12129225 • 24 Pin VCM Connector C4 (BLK) 	
Pin	Wire Color	Circuit No.	Function
1	DK GRN/WHT	465	Fuel Pump Relay Control
2	--	--	Not Used
3	DK GRN/WHT	817	Vehicle Speed Output
4	DK GRN	389	Vehicle Speed Output
5	BRN/WHT	419	MIL Control
6-9	--	--	Not Used
10	PPL	420	Brake Switch Input
11	DK GRN	1049	Serial Data (Class 2)
12	--	--	Not Used
13	BRN	241	Ignition Positive Voltage
14	YEL	710	Serial Data (Class 2)

15	--	--	Not Used
16	RED	1676	EGR Valve Control
17	PNK	1020	Ignition Positive Voltage
18	PNK	439	Ignition Positive Voltage
19	BLK/WHT	1695	4WD Engaged Signal (NP1 Only)
20	WHT	257	EGR Valve Ground
21	--	--	Not Used
22	BRN/WHT	379	CPP Switch Signal
23	GRY/BLK	1694	4WD Low Signal
24	LT BLU/BLK	396	Cruise Engaged Input